


1 GHz InGaAs Low Noise Photodetector

Features

- High transimpedance gain: 3500 V/W (1550 nm)
- Low noise: below -135 dBm/Hz
- 1 GHz bandwidth
- AC coupled; low cutoff below 300 kHz (30 kHz to 5 MHz on request)
- Wavelength range: 1000 nm to 1700 nm
- Fiber Coupled: FC receptacle
- Output: 50 Ω SMA plug
- Wide range single supply: 11 to 15 V



Typical Application

- Ultrahigh speed SS-OCT imaging
- Laser pulse detection

General Description

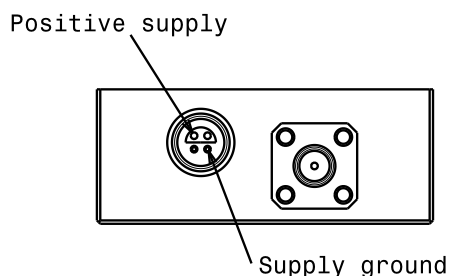
The BPD1GA is an AC-coupled high-speed InGaAs photoreceiver. It features a high transimpedance gain, very low noise, and a -3 dB bandwidth of 1 GHz.

The PD1GA comes in a rugged aluminum case with an FC fiber receptacle and a 50 Ω SMA output. It operates from a single 11–15 V DC supply. OEM versions without a case are available upon request.

Mechanical Properties

- Fiber coupling: FC receptacle for FC/PC and FC/APC connector
- RF output: SMA (female)
- Supply voltage input: Push-pull LEMO plug (included with diode)
- Small form factor: 50×48×22 mm

Electrical Connectors



Supply connector (front view). The case is electrically connected to ground.

There are two types of supply cable, one has 2 wires and one has 5 wires. The corresponding color scheme of these cables is:

Cable type	Positive supply	Supply ground
2-wire	white	brown, shield
5-wire	yellow	grey, shield

Wieserlabs UG (haftungsbeschränkt)

web: www.wieserlabs.com

e-mail: info@wieserlabs.com

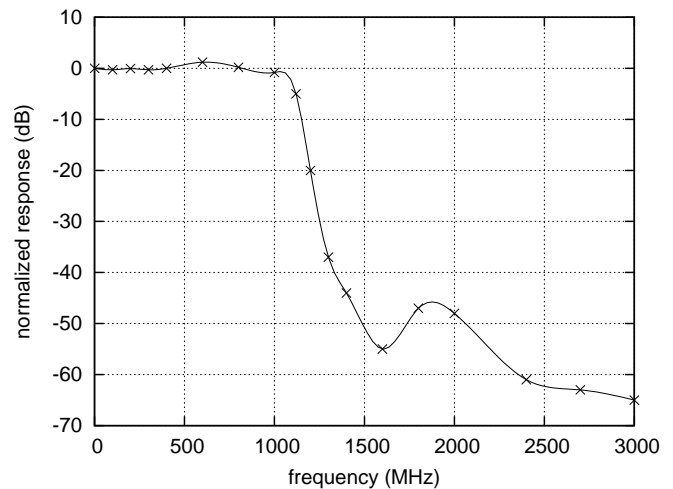
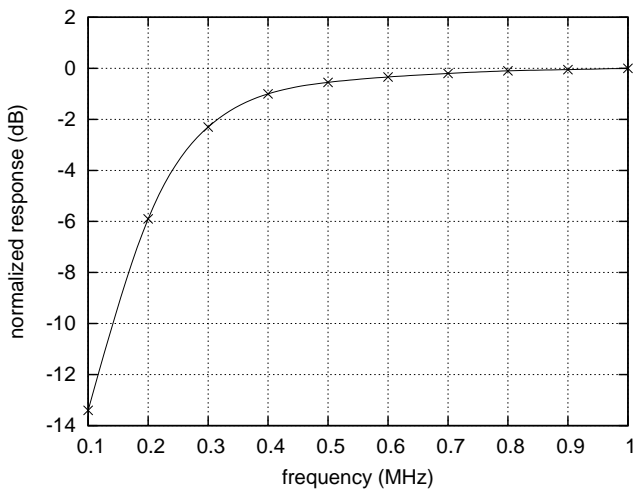
The information provided in this data sheet is believed to be accurate and reliable. However, no responsibility is assumed for its use, for inaccuracies and omissions, nor for any infringements of patents or other rights of third parties that may result from its use. Prices and specifications are subject to change without notice. Trademarks and registered trademarks are the property of their respective owners.

Specifications

Parameter	Conditions	Min	Typ	Max	Units
DC Characteristics					
Supply Voltage (V_S)		11	12	15	V
Supply Current			110		mA
AC Characteristics					
3dB Bandwidth		950		1050	MHz
Rise Time	pulse input		350		ps
AC Low Frequency Cutoff			260	300	kHz
Output IP3			28		dBm
2nd Harmonic	$P_{out} = 0$ dBm		-40		dBc
	$P_{out} = -10$ dBm		-53		dBc
3rd Harmonic	$P_{out} = 0$ dBm		-45		dBc
	$P_{out} = -10$ dBm		-47		dBc
Noise Spectral Density	1 MHz–1400 MHz			-130	dBm/Hz
	> 1400 MHz			-150	dBm/Hz
Output Impedance			50		Ω
Optical Characteristics					
Input Wavelength Range		1000		1700	nm
Transimpedance Gain	wavelength 1550 nm		3500		V/W _{optic}
	wavelength 1310 nm		3300		V/W _{optic}
Maximum Input Power	(damage threshold)	10			mW

Typical Performance Characteristics

Frequency response: RF output power versus frequency



Test conditions: Light input 100 μ W at 1310 nm, modulated via EOM.